

**STUDENTS SATISFACTION SURVEY (SSS)
ON TEACHING-LEARNING PROCESS
REPORT
(2022-2023)**



J. P. S. / 06/06/2023 *Manoj*
01/05/2023

**PERIYAR UNIVERSITY
SALEM - 636011
TAMIL NADU**

01.05.2023

ANALYSIS OF STUDENTS SATISFACTION SURVEY (SSS) ON TEACHING-LEARNING PROCESS

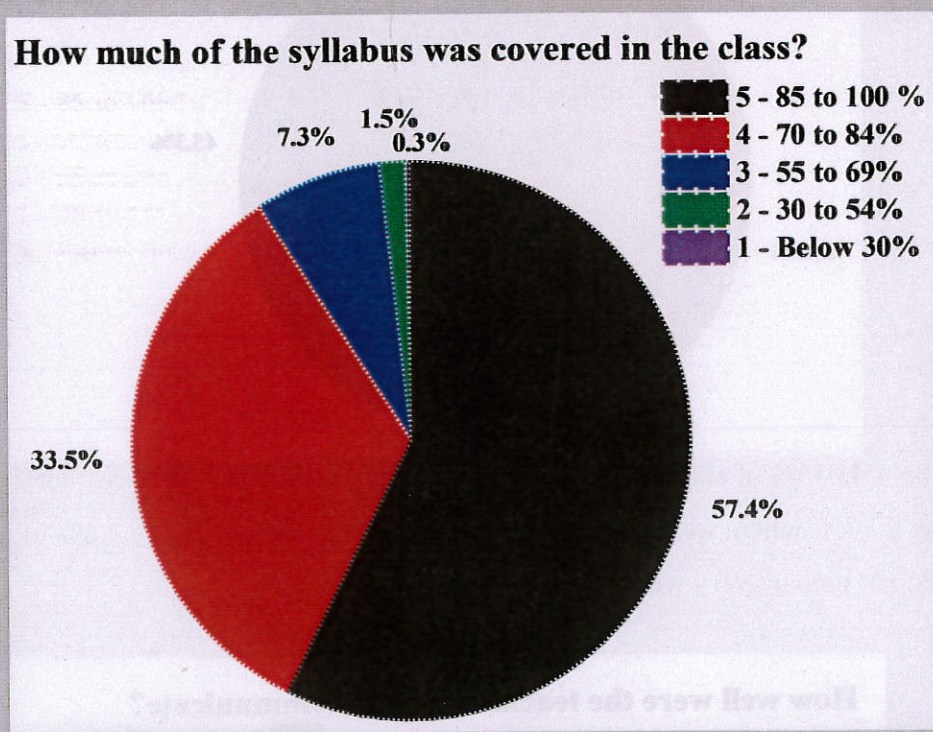
Perception of students about Teaching – Learning and Evaluation was conducted in order to improve the quality of this process in our university through Student Satisfaction Survey. The survey was conducted with the help of Google form which comprises of twenty (20) objective type questions and one (01) qualitative question related to overall teaching – learning experience in our university as ranking system (1 to 5) as per the guidelines provided by the NAAC which was given below and it was circulated among all the students through E-mail.

Q.No.	Questions
1.	How much of the syllabus was covered in the class?
2.	How well did the teachers prepare for the classes?
3.	How well were the teachers able to communicate?
4.	The teacher's approach to teaching can best be described as
5.	Fairness of the internal evaluation process by the teachers
6.	Was your performance in assignments discussed with you?
7.	The institute takes active interest in promoting internship, student exchange, field visit opportunities for students.
8.	The teaching and mentoring process in your institution facilitates you in cognitive, social and emotional growth.
9.	The institution provides multiple opportunities to learn and grow.
10.	Teachers inform you about your expected competencies, course outcomes and programme outcomes
11.	Your mentor does a necessary follow-up with an assigned task to you
12.	The teachers illustrate the concepts through examples and applications
13.	The teachers identify your strengths and encourage you with providing right level of challenges
14.	Teachers are able to identify your weaknesses and help you to overcome them
15.	The institution makes effort to engage students in the monitoring, review and continuous quality improvement of the teaching learning process
16.	The institute/ teachers use student centric methods, such as experiential learning, participative learning and problem solving methodologies for enhancing learning experiences
17.	Teachers encourage you to participate in extracurricular activities
18.	Efforts are made by the institute/ teachers to inculcate soft skills, life skills and employability skills to make you ready for the world of work
19.	What percentage of teachers use ICT tools such as LCD projector, Multimedia, etc. while teaching
20.	The overall quality of teaching-learning process in your institute is very good
21.	Give three observation / suggestions to improve the overall teaching – learning experience in your institution

Highest positive response is rank as 5 and the lowest negative response is ranked as 1. Students were responded to all the questions provided in the Google form

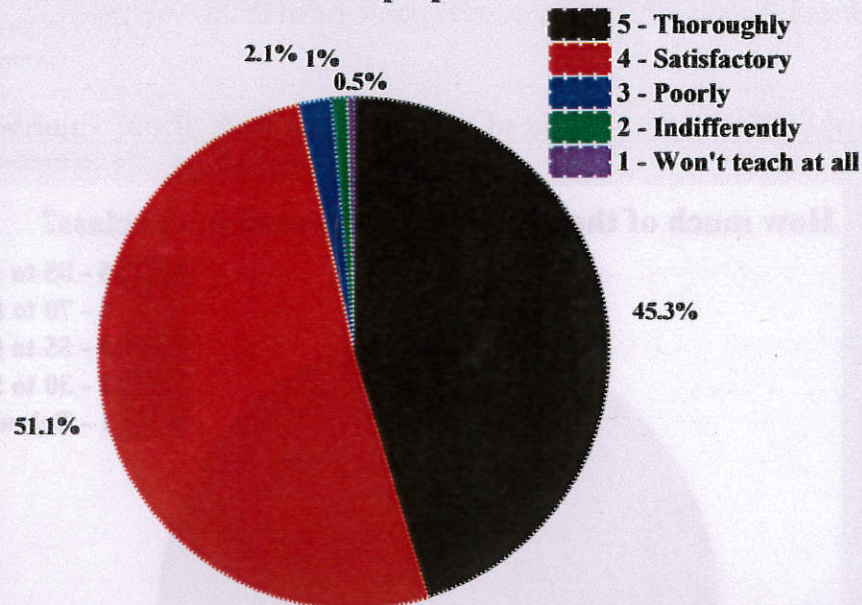
(<https://forms.gle/Y6xbuxrBeg2dG6MbA>) with his/her sincere thought and effort and his/her identity was not revealed. Totally 1723 students were participated in this survey

Graphical representation of student feedback about the SSS questions



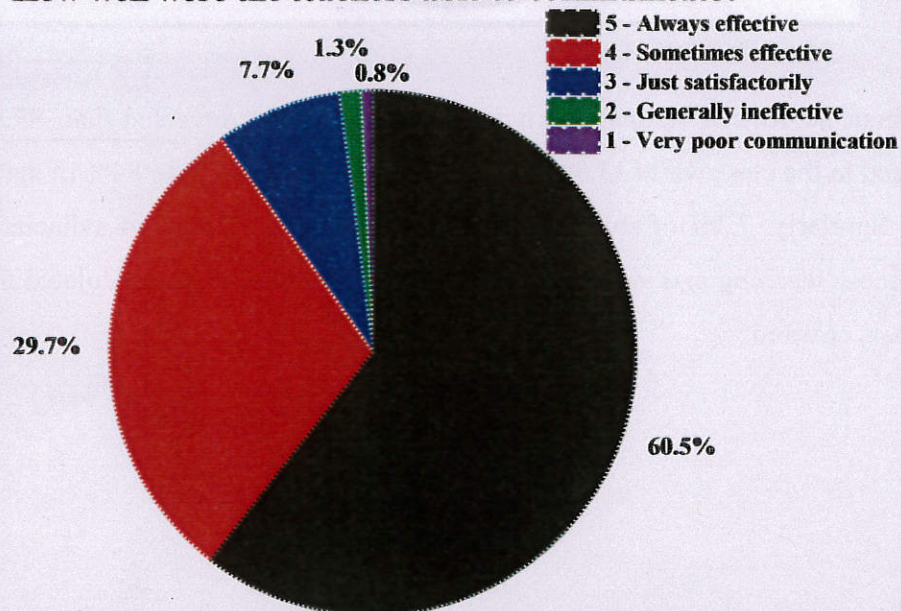
About 57.40% of students participated in this survey revealed that, 85 to 100% of syllabus was covered in the class while 33.5% of students answered that 70 to 84% of syllabus was covered in the class. Similarly, 7.3% of students were expressed that, 55-69% of syllabus was covered during the class room teaching and very little percentage of students were articulated the limited portion of syllabus was covered.

How well did the teachers prepare for the classes?



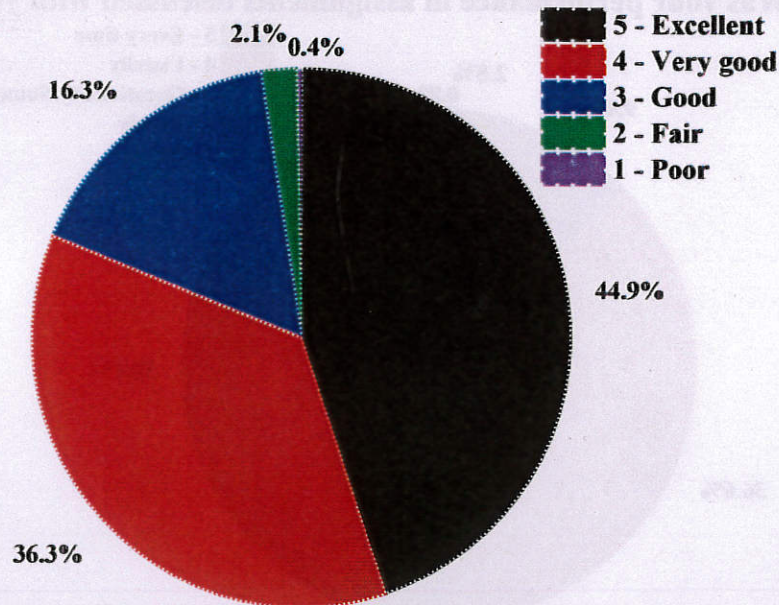
About 45.30% of students think teachers were prepared for the class thoroughly. But, 51.10% of students think teachers were prepared for the class satisfactorily. Only 3.6% of students think that, teachers do not prepare very well for the class.

How well were the teachers able to communicate?



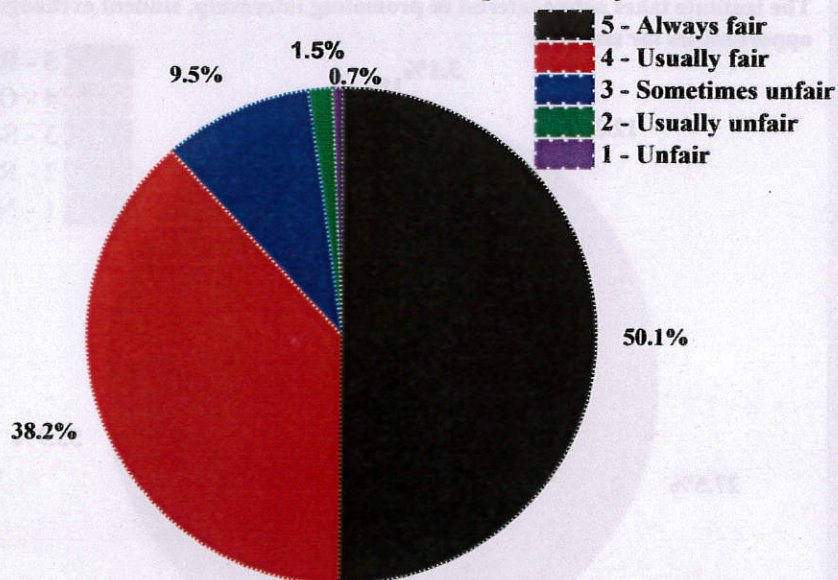
Always effective ratings were given by 60.50% of students while 29.70% of students thinks teachers communicate sometimes. Just satisfactorily ratings were given by 7.70% of students.

The teacher's approach to teaching can best be described as



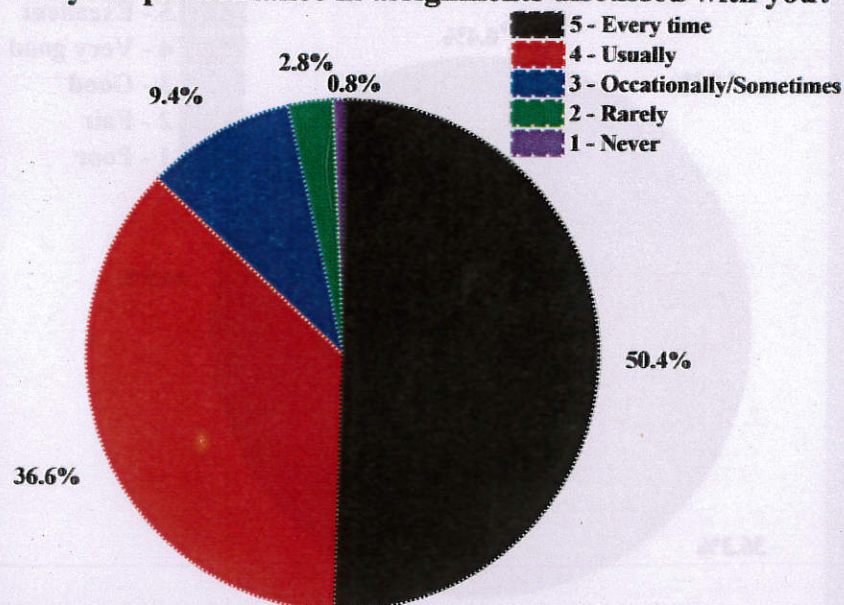
Teacher's approach to teaching was described as excellent by 44.90% of students, whereas students of 36.30% and 16.30% described teacher's approach to teaching as very good as well as good.

Fairness of the internal evaluation process by the teachers



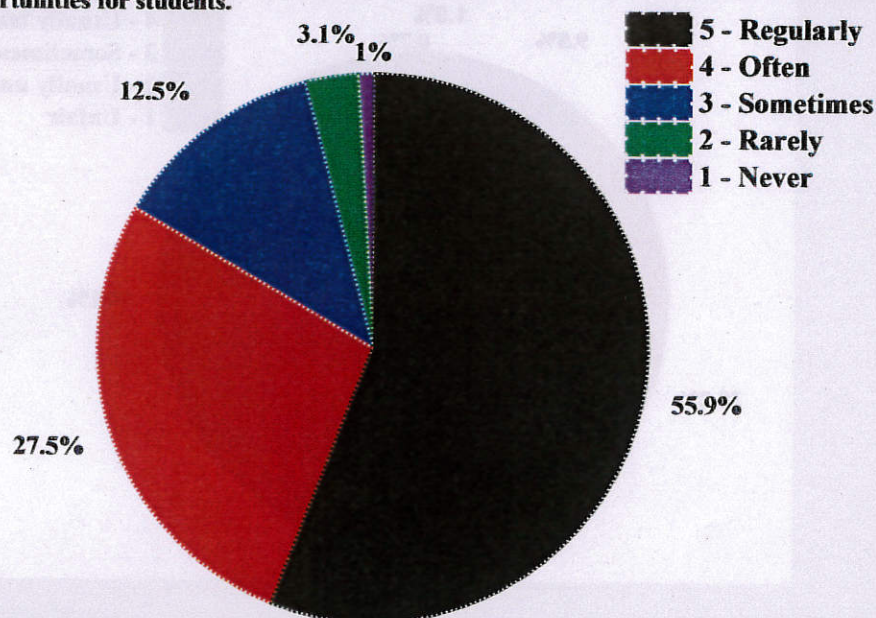
About 50.10% of students find the internal evaluation process by the teachers as always fair and 38.20% of students found it usually fair. Only 9.50% of students find the internal evaluation process by the teachers as sometimes unfair.

Was your performance in assignments discussed with you?

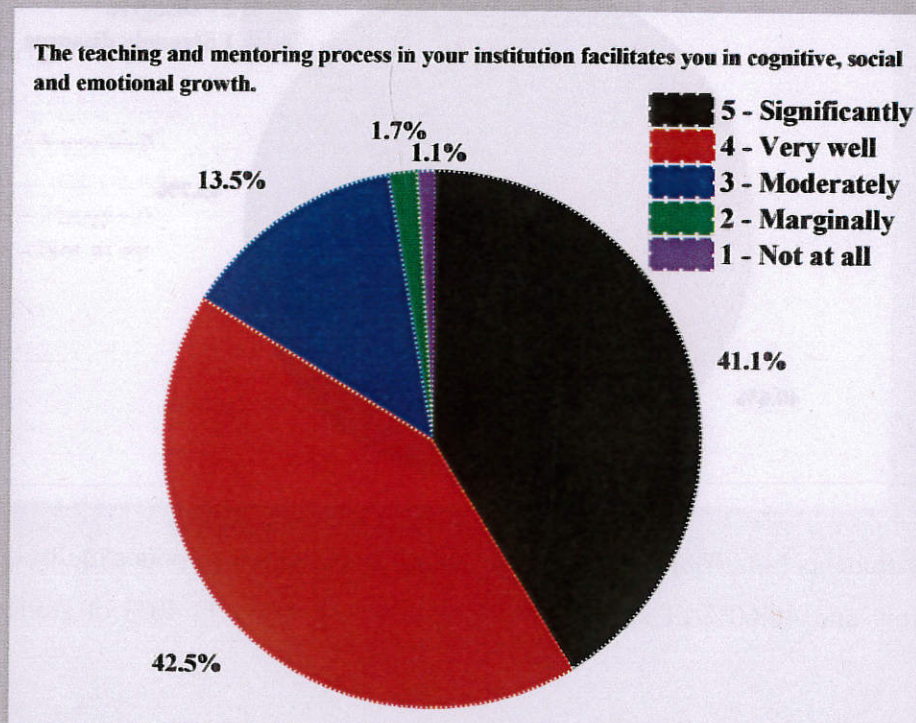


About 50.40% of students approved that, their performance in assignments were discussed every time and 36.60% of students think their performance in assignments were discussed usually. Only 9.40% of students voted their performance in assignments were discussed occasionally or sometimes.

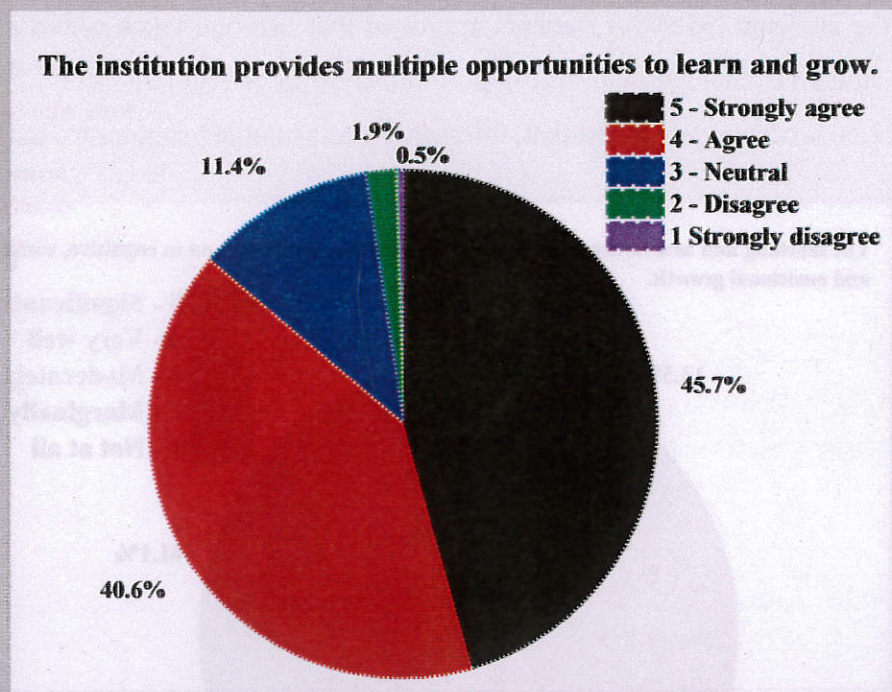
The institute takes active interest in promoting internship, student exchange, field visit opportunities for students.



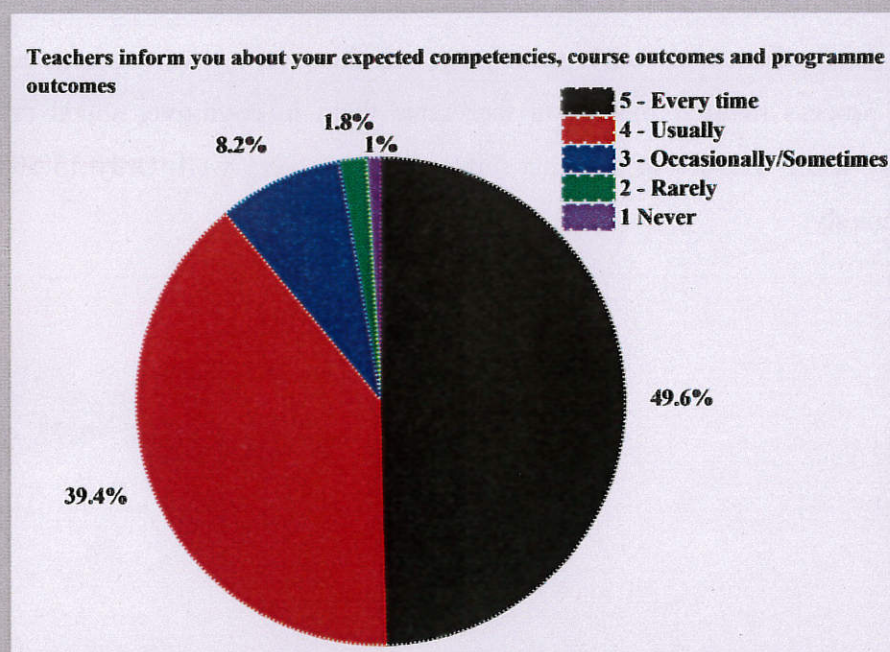
Most of the students (55.90%) students approved that institute takes active interest in promoting internship, student exchange, field visit opportunities for them regularly while 27.50% of them opted for often. 12.50% of students stated that, internship was promoted sometimes in the institute.



Half of the students (41.10%) participated in this survey were approved that, teaching and mentoring process in their institution facilitates them in cognitive, social and emotional growth significantly while 42.50% of students thinks that it is very well. Only 13.50% were think it was done moderately.

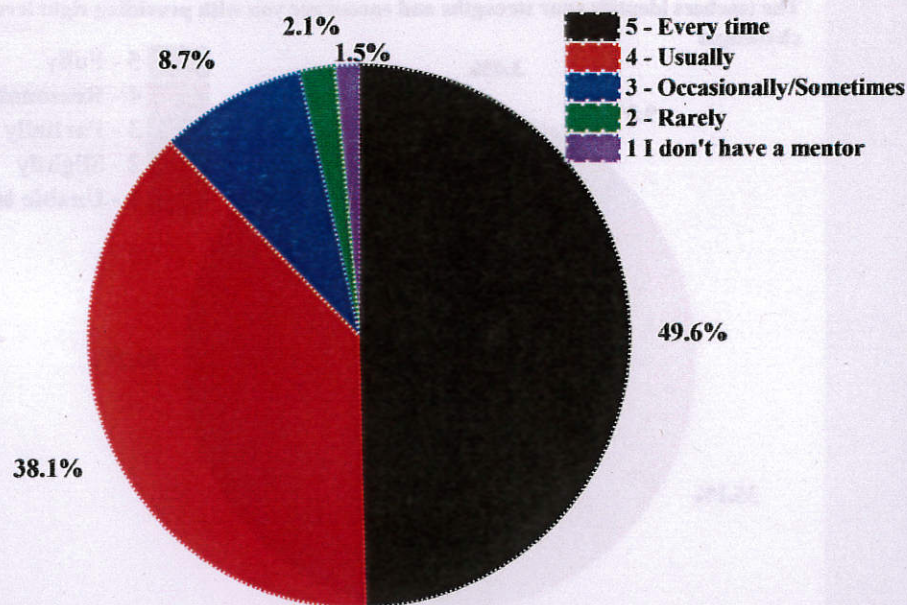


Majority of students (45.70%) strongly agree that their institution provides multiple opportunities to learn and grow and 40.60% of students were agreed that. Only 11.40% of students have neutral opinion.



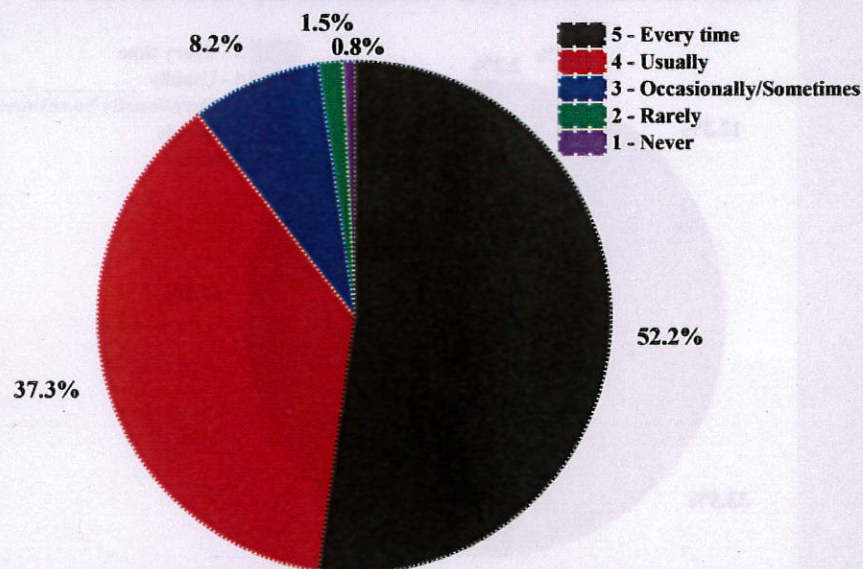
Most of the students (49.60%) agreed that, teachers inform them about their expected competencies, course outcomes and programme outcomes every time and 39.40% of said that it happens usually. About 8.20% of students think that teachers inform that occasionally or sometimes.

Your mentor does a necessary follow-up with an assigned task to you

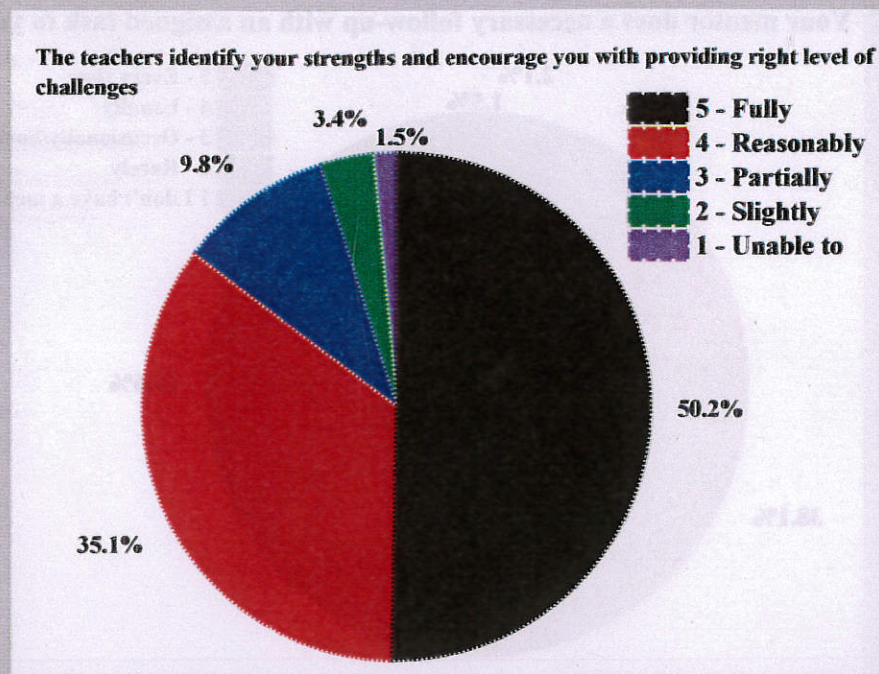


About 49.60% of students felt that, their mentor does a necessary follow-up with an assigned task with them every time while 38.10% of students felt that follow up happens usually. Occasional follow up was observed by 8.70% of students.

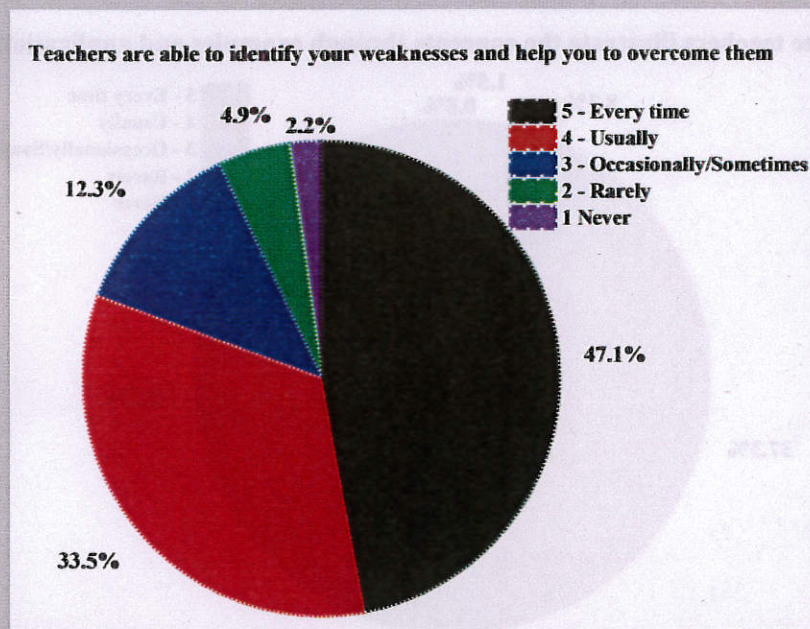
The teachers illustrate the concepts through examples and applications



About 52.20% of students were agreed that, illustration of the concepts done by the teachers through examples and applications and 37.30% was agreed that it was happens usually. Only 8.20% of students think that illustration was happened occasionally or sometimes.

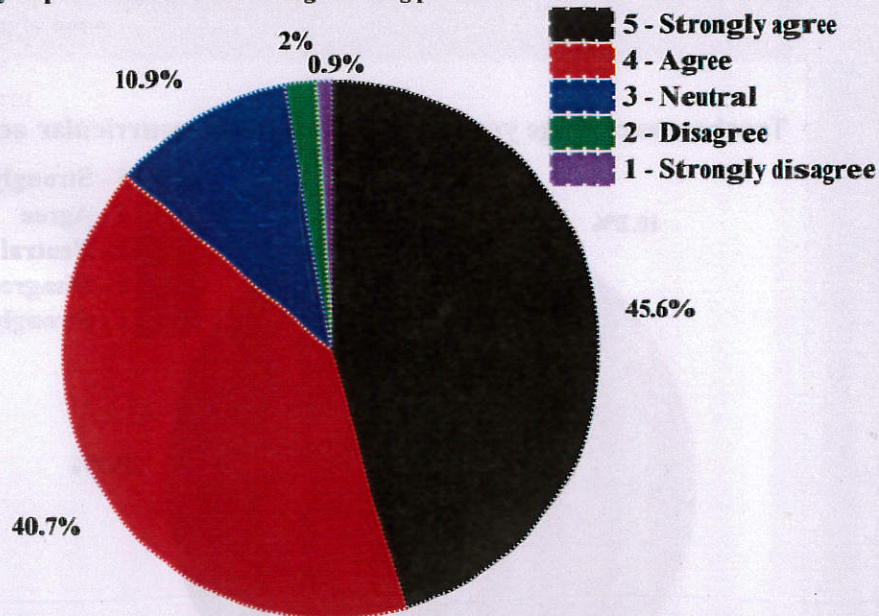


Most of the students (50.20%) were agreed that, teachers were identified their strengths and encourage them with providing right level of challenges reasonably and 35.10% were it was identified slightly. About 9.80% and 3.40% were agreed fully and partially. Only 1.50% were thinks unable to identify their strengths and encourage them with providing right level of challenges



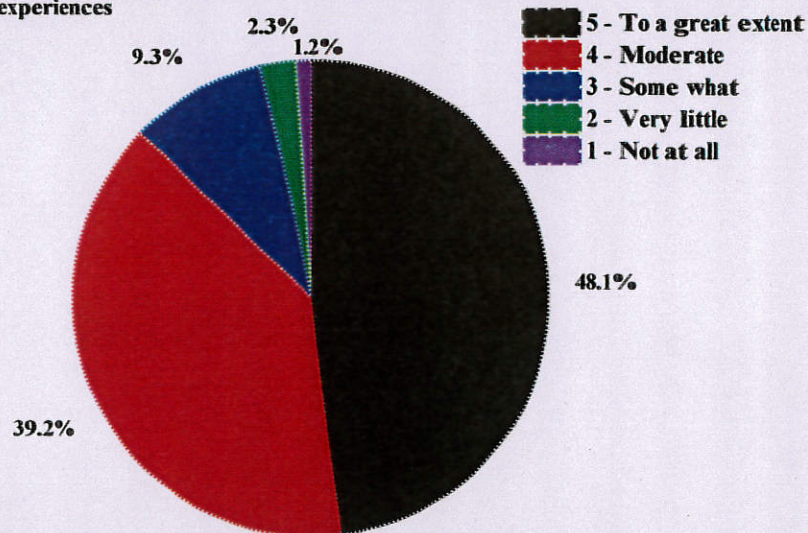
Majority of the students (47.10%) were thinks that, teachers were able to identify their weakness and help them to overcome that every time while 33.50% were agreed it happens usually. Very few students (12.30%) agreed it was happened occasionally or some time.

The institution makes effort to engage students in the monitoring, review and continuous quality improvement of the teaching learning process



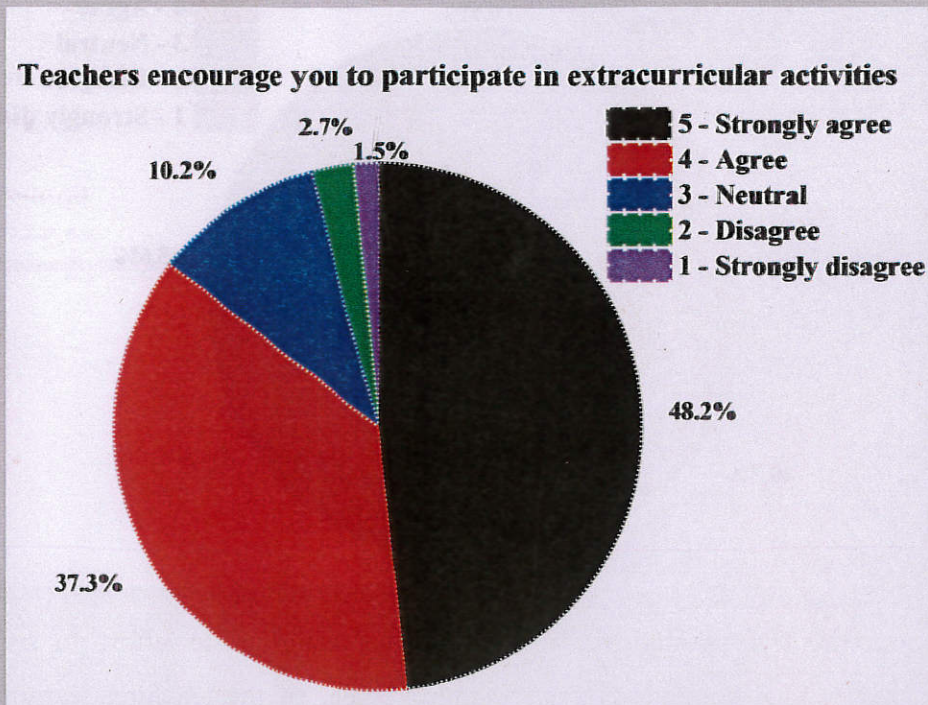
About 45.60% of students agreed the institution made effort to engage them in the monitoring, review and continuous quality improvement of the teaching learning process whereas 40.70% of students were strongly agreed. About 10.90% of students were opted neutral.

The institute/ teachers use student centric methods, such as experiential learning, participative learning and problem solving methodologies for enhancing learning experiences



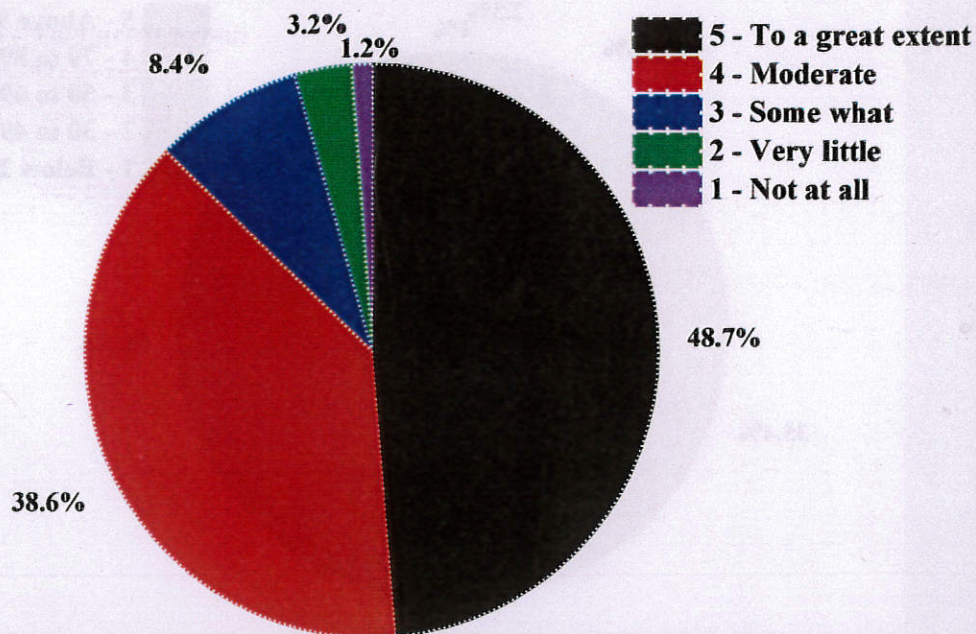
About 48.10% of students think the institute/ teachers use student centric methods, such as experiential learning, participative learning and problem-solving methodologies for enhancing learning

experiences to a great extent level and 39.20% of them were agreed moderately it was used. Only 9.30% of them were it opted in some what level.



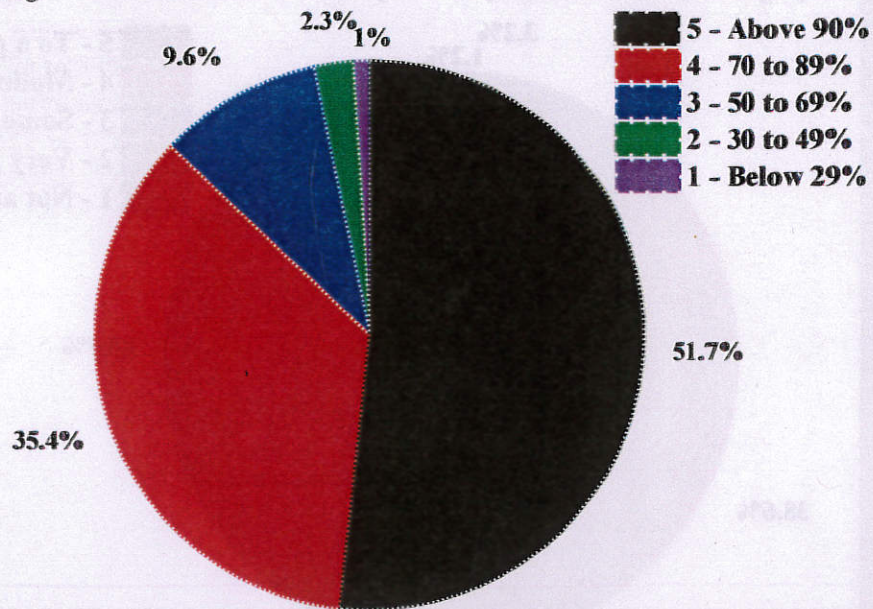
Around 48.20% of students were strongly agreed that, they have received encouragement from teachers to participate in extracurricular activities while 37.30% were agreed that. Only 10.20% of them were opted for neutral.

Efforts are made by the institute/ teachers to inculcate soft skills, life skills and employability skills to make you ready for the world of work



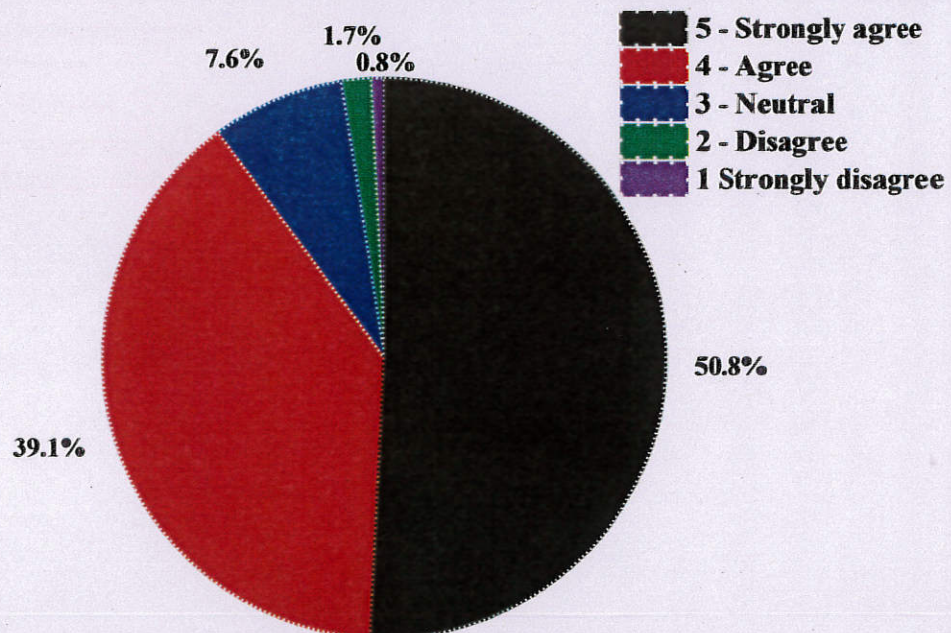
More than half of the students (48.70%) participated in this survey agreed that, moderate level efforts were made by the institute/ teachers to inculcate soft skills, life skills and employability skills to make them ready for the world of work. Very little efforts were observed by 38.60% and 8.40% of them were opted for to a great extent level. Only few students (3.20%) were observed no efforts were made for them to inculcate soft skills, life skills and employability skills to make them ready for the world of work.

What percentage of teachers use ICT tools such as LCD projector, Multimedia, etc. while teaching



About 51.70% of students were agreed that most of the teachers used ICT tools such as LCD projector, multimedia for teaching and 35.40% of them were opted for 70-89% of teachers used that while teaching. Only 9.60% of students were rated as 50-69%.

The overall quality of teaching-learning process in your institute is very good



Most of the students (50.80%) were agreed that, overall quality of teaching-learning process in their institute is very good while 39.10% of them were strongly agreed that. About 7.60% of students were opted for neutral.

Give three observation / suggestions to improve the overall teaching – learning experience in your institution

Suggestions for improvement given by the students

- Syllabus may be upgraded with more carrier and application oriented
- Library hours need to be increased
- Online resources needs to be strengthened
- Instead of giving assignments, they could promote us to do more project work
- Should provide more internship opportunities to the students
- Give more important for skill based learning and promote entrepreneurial skills